



Nez Perce County

January 2011

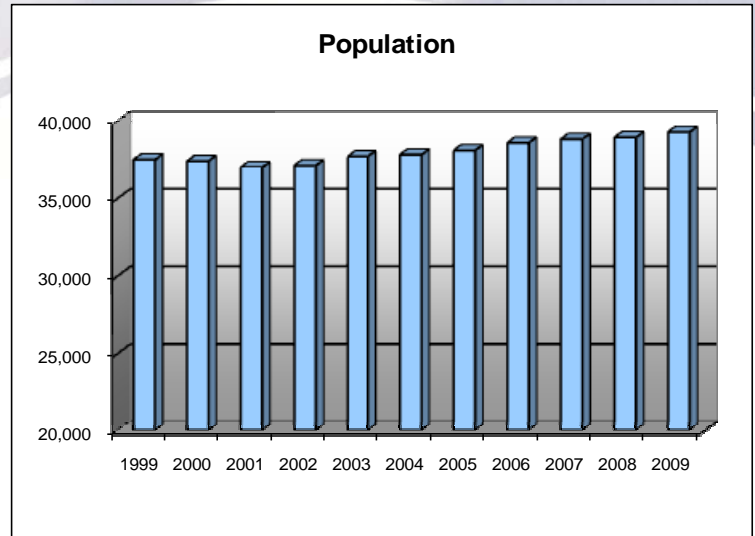
Work Force Trends

Population

Nez Perce County's population grew 5 percent from 37,482 in 1999 to 39,211 in 2009 while the U.S. population increased 12 percent and Idaho's population was up 21 percent. Slow job growth reduced migration into the county while an aging population reduced the birth rate.

Nez Perce is closely tied to Asotin County, Wash. Many Asotin County residents, especially Clarkston residents, work in Lewiston. Asotin County grew slightly slower than Nez Perce County, 4 percent from 20,560 to 21,420 over 10 years.

The Nez Perce County seat, Lewiston, had a 2009 population of 31,887. The populations in Lapwai was 1,129, in Culdesac 379 and in Peck 188.

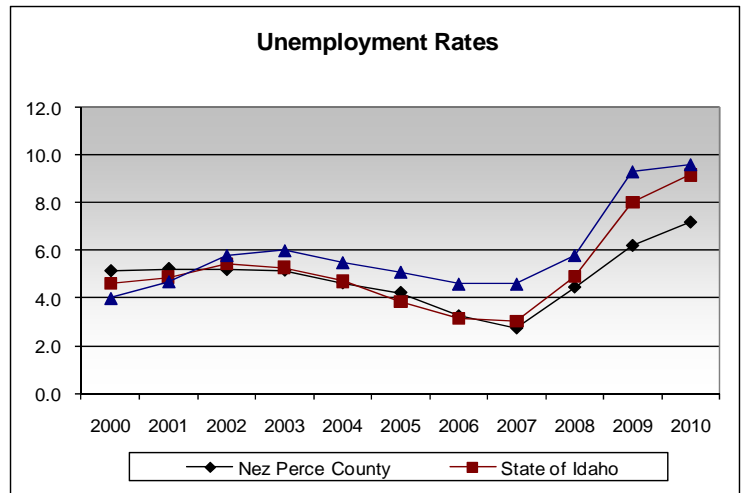


Labor Force & Employment

Nez Perce County is a regional hub for retail, health care, media, government and transportation. Lewiston has the largest of the two airports offering regular passenger service in north central Idaho. It also is Idaho's only seaport. Barges regularly travel the Snake and Columbia rivers from Lewiston to the ocean. Clearwater, Idaho and Lewis counties in Idaho and Asotin and Columbia counties in Washington tend to rely on the Lewiston area for goods and services unavailable locally. In addition, many residents of neighboring counties work in the Lewiston area.

Lewiston is home to Lewis-Clark State College, a four-year school also offering one-year and two-year professional-technical training programs. Its fall 2010 enrollment soared to 4,300 students.

Nez Perce County's largest employer is Clearwater Paper Inc., whose 1,600 employees make paper tissue,



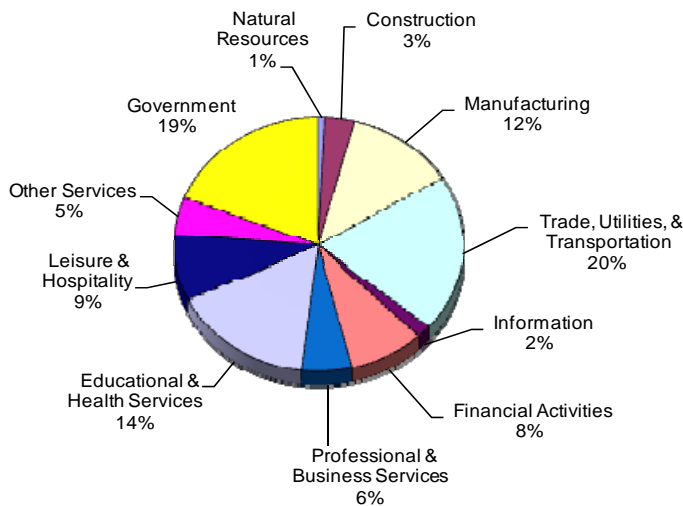
paperboard and lumber in Lewiston. ATK's bullet factory in Lewiston employs about 1,100 people. St. Joseph's Regional Medical Center, the heart of Lewiston's bustling medical community, employs about 900 while Regence BlueShield's insurance center in Lewiston and Lewis-Clark State College both employ about 600. The Nez Perce Tribe employs nearly 500 at its headquarters and various services in Lapwai and another 220 at its casino and resort near Lewiston.

The recession hampered tourism growth in the last three years. It also reduced retail activity.

Labor Force	Dec 09	Dec 10
Civilian Labor Force	18,522	18,829
Total Employment	17,198	17,589
Unemployed	1,324	1,407
% of Labor Force Unemployed	7.1	7.5
State of Idaho % Unemployed	9.0	9.4
U.S. % Unemployed	10.0	9.8

Labor Force	2000	2001	2002	2003	2004	2005	2006	2007	2008	2009	2010
Civilian Labor Force	18,608	19,610	19,366	19,167	18,837	19,179	18,872	18,739	18,594	18,496	18,824
Unemployment	955	1,024	1,002	988	870	809	611	511	826	1,145	1,350
% of Labor Force Unemployed	5.1	5.2	5.2	5.2	4.6	4.2	3.2	2.7	4.4	6.2	7.2
Employment	17,653	18,585	18,364	18,179	17,967	18,370	18,261	18,228	17,768	17,351	17,474

Nonfarm Payroll Jobs for 2009



Major Employers
ATK Inc. (ammunition manufacturer)
City of Lewiston
Clearwater Paper Inc.
Lewis-Clark State College
Lewiston Independent School District 1
Life Care Center of Lewiston
Nez Perce County
Nez Perce Tribe (including casino resort)
Northwest Children's Home Inc.
Regence BlueShield (insurance)
St. Joseph's Regional Medical Center
Swift Transportation Company

Occupational Wages*	Starting Pay
Accountants	\$16.75
Assemblers	\$9.00
Bookkeepers	\$8.50
Carpenters, Journey-Level	\$15.20
Cashiers	\$7.25
Computer Technicians	\$14.75
Customer Service Representatives	\$8.80
Dental & Health Care Assistants	\$10.40
Janitors	\$8.50
Nurses, Registered	\$19.00
Salespersons, Retail	\$7.45
Secretaries	\$10.00
Truck Drivers, Heavy	\$14.50

* Additional occupational wage data can be found on the Idaho Department of Labor website at lmi.idaho.gov.

Economic Development

Valley Vision is a nonprofit organization fostering the economic development of the Lewis-Clark Valley. Valley Vision concentrates its recruiting efforts on projects that contribute to economic diversification and increased household earnings.

Another major player is the 3,500-member Nez Perce Tribe, headquartered in Lapwai. The tribe also plays a role in development of Clearwater, Idaho and Lewis counties.

Covered Employment & Average Annual Wages Per Job for 1999, 2008 & 2009	1999		2008		2009	
	Average Employment	Average Wages	Average Employment	Average Wages	Average Employment	Average Wages
Total Covered Wages	20,656	\$27,184	20,992	\$33,745	20,201	\$33,842
Agriculture	216	\$36,555	211	\$43,764	184	\$42,258
Mining	114	\$27,495	98	\$55,624	84	\$57,262
Construction	813	\$29,029	831	\$40,705	704	\$37,945
Manufacturing	3,031	\$40,777	2,767	\$44,781	2,596	\$48,944
Trade, Utilities and Transportation	4,586	\$22,285	4,569	\$29,020	4,211	\$28,463
Information	314	\$23,277	357	\$28,497	346	\$28,475
Financial Activities	1,296	\$28,625	1,517	\$38,230	1,408	\$39,509
Professional and Business Services	1,279	\$42,212	1,220	\$46,846	1,185	\$44,325
Educational and Health Services	2,723	\$26,937	3,302	\$33,777	3,403	\$32,861
Leisure and Hospitality	1,918	\$10,298	1,867	\$12,660	1,764	\$12,215
Other Services	742	\$16,787	533	\$20,956	522	\$20,690
Government	2,895	\$28,171	3,721	\$35,407	3,795	\$35,649

Per Capita Income	1999	2000	2001	2002	2003	2004	2005	2006	2007	2008
Nez Perce County	\$24,641	\$25,677	\$26,898	\$26,786	\$27,463	\$28,897	\$29,760	\$31,155	\$33,366	\$34,472
State of Idaho	\$23,269	\$24,683	\$25,647	\$26,015	\$26,451	\$28,425	\$29,606	\$31,598	\$32,837	\$32,994
United States	\$28,333	\$30,318	\$31,145	\$31,462	\$32,271	\$33,881	\$35,424	\$37,698	\$39,392	\$40,166

Information provided by U.S. Census Bureau



This county is served by the office listed below:
 Idaho Department of Labor
 1158 Idaho St.
 Lewiston, ID 83501 Ph: (208) 799-5000

labor.idaho.gov